




# ALISSE

ELEGANCE MADE BRILLIANT

The Alisse is an elegant, balanced, and versatile wall control that is designed to work seamlessly with Lutron HomeWorks. Choose from a range of button configurations to meet the needs of the space and select a finish from the new Lutron Signature Metal Collection to complement the interior style.



**Hand Crafted Finishes**  
An approachable form machined from solid brass and finished by hand.

**Elegant Button Illumination**  
A subtle touch of technology surrounds the button.

**Engraving**  
Custom engraving to personalize the experience.

Every detail of design, installation, and programming has been considered and improved, making Alisse a simple choice for any home.

## Finishes

The Signature Metal Collection is curated to coordinate with a range of interior styles. These handcrafted metals are available in polished, brushed and painted finishes.

### Signature Metal Collection



Aged Bronze  
AZ



Aged Brass  
AB




Brushed Brass  
BRB



Champagne  
CP




Satin Nickel  
SN




Bright Chrome  
BC




Graphite  
GP



Snow White  
SW



Brilliant White  
BWH



Architectural White  
AWH



Matte Black  
BL

## Dimensions

### Single- and Double-column

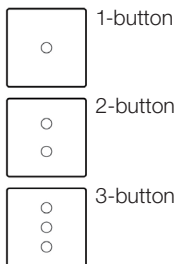


**Triple-column wall control dimensions:** 122.4 mm (4.82 in) x 90.2 mm (3.55 in) x 3 mm (0.119 in)

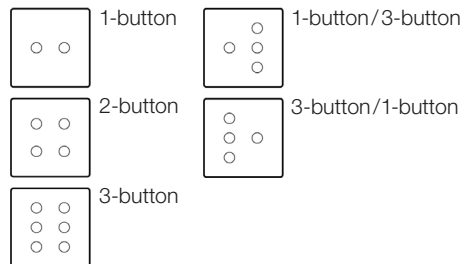
## Button Configurations

Alisse offers custom button configurations that deliver a personalized experience and meet the functional needs of the space.

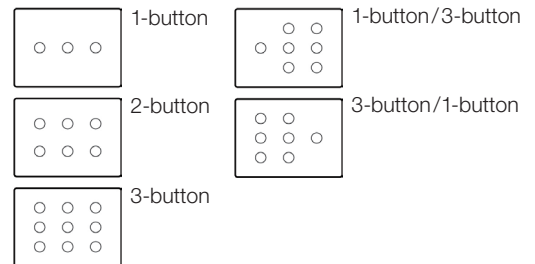
### Single-column



### Double-column



### Triple-column



## Mounting Requirements

Single-, double-, and triple-column controls mount within a Lutron square backbox (model number EBB-1-SQ) or a standard UK square backbox (75 mm x 75 mm x 35 mm).

Single-, double-, and triple-column wallplates mount to a single Alisse wall control base unit (model number HW-QS-B-SX).

